Ceiling Concealed Type

FWC-C

Wired Remote Controller
BRC51A

- Excellent Air Distribution
- Compact Design
- High Capacity Range
- High External Static Pressure Range
- Double Protection Drainage
- East To Service
- Left/Right Piping Option
- 4 Useable Fan Speed
- Valve Or Valveless Control Options
- Self Diagnosis Features
- NIM-Able
- Auto Restart With Last-State-Memory
- Choices Of Wired Or Without Wired Controller

Excellent Air Distribution

The air can be distributed evenly to every corner of the room through ducting. This not only presents a confortable environment, it also enables the installation of multiple area by using only one fan coil unit.

Compact Design

Unit height as low as 266mm for installation at limited ceiling space.

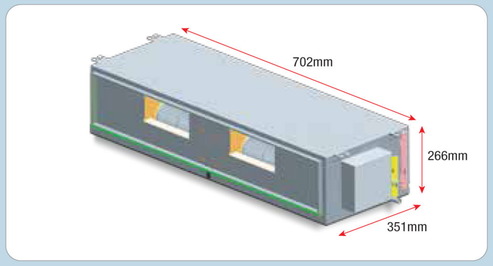

High Capacity Range

From 3kW to 16kW.

High External Static Pressure Range

Available up to 167Pa for high static application like the ducting application.

Double Protection Drainage System

There are primary and secondary drain pan from the standard model, which provide extra protection against condensed or water leaking posibilities.

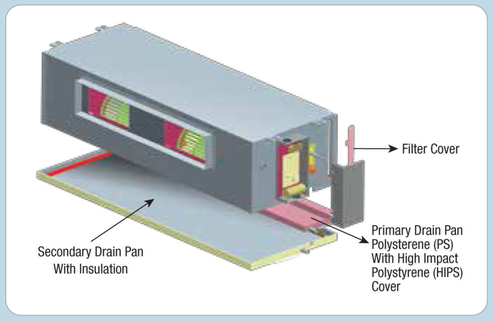

Easy To Service

Direct access to control box at side panel and filter is accessible from side panel too.

Left / Right Piping option

For flexible installation and application at site

4 Useable Fan Speed

Each speed offers different external static pressure and air flow which enhances flexibility.

Valve Or Valveless Control Options

The design is flexible enough to allow for either valve or valveless control installation

Self Diagnosis Features

Ability to detect and diagnose faults and display as error code in the wired controller.

NIM-Able

Able to communicate with the versatile NIM networking control module and offers the oppurtunity of one centralized control for a system of multiple indoor units in a building

Auto Restart With Last-State-Memory

In case of sudden power failure during operation, unit restarts automatically & unit will operate based on previous setting

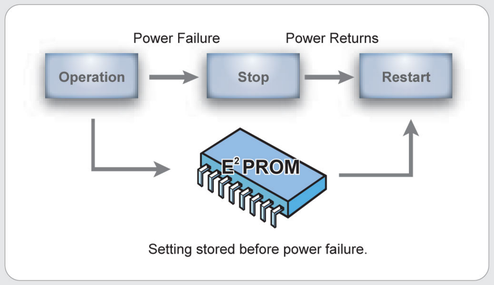

Choices Of With Or Without Wired Remote Controller

Compact and user friendly wired BRC51A remote controller offers:

- Real Time Clock
- "Glow in the dark" ON/OFF Button
- Low, Medium, High fan speed options
- ON Timer Setting

Wired Remote Controller
BRC51A

Specification for Ceiling Concealed Type ~ **50Hz**

MODEL					FWC03C	FWC04C	FWC06C	FWC07C
NOMINAL COOLING CAPACITY				Btu/h	9900	11600	18000	22500
				W	2900	3400	5280	6590
NOMINAL SENSIBLE COOLING CAPACITY				Btu/h	7000	8120	12600	15750
				W	2050	2380	3690	4620
NOMINAL HEATING CAPACITY (ENTERING WATER TEMP. = 50°C)				Btu/h	11500	15000	23000	29000
				W	3370	4400	6740	8500
NOMINAL TOTAL INPUT POWER				W	89	140	168	182
NOMINAL RUNNING CURRENT				A	0.40	0.65	0.77	0.86
POWER SOURCE				V/Ph/Hz	220-240 / 1 / 50			
REFRIGERANT TYPE					N/A			
INDOOR UNIT	CONTROL	AIR DISCHARGE			DUCTED			
		OPERATION			WIRED MICRO-COMPUTER REMOTE CONTROL			
	AIR FLOW	HIGH		CFM	300	510	700	730
		MEDIUM		CFM	285	490	675	660
		LOW		CFM	260	400	640	580
	EXTERNAL STATIC PRESSURE			Pa	49 / 44 / 36	49 / 42 / 28	49 / 45 / 41	49 / 43 / 30
	NOMINAL WATER FLOW RATE			USGPM	2.20	2.60	4.05	5.06
				litres/min	8.33	9.84	15.33	19.15
	HEAD LOSS (COOLING)			kPa	10.5	24.0	20.1	32.4
	HEAD LOSS (HEATING) : 50°C			kPa	8.8	20.3	17.0	27.6
	MAX. WORKING PRESSURE			kPa	1608			
	SURFACE AIR VELOCITY			m/s	1.29	1.72	1.83	1.72
	SOUND PRESSURE LEVEL (H/M/L)			dBA	36 / 35 / 33	40 / 38 / 33	42 / 41 / 40	41 / 40 / 36
	UNIT DIMENSION		H X W X D	mm	267 x 702 x 351	267 x 842 x 351	267 x 1002 x 351	267 x 1137 x 351
	PACKING DIMENSION		H X W X D	mm	376 x 951 x 541	376 x 1091 x 541	376 x 1251 x 541	376 x 1386 x 541
	UNIT WEIGHT			kg	18	22	24	26
	CONDENSATE DRAIN SIZE			mm	19.05			
	PIPE CONNECTION			mm	19.05			
	FAN	TYPE			BLOWER			
		DRIVE			DIRECT			
		FAN SPEED	HIGH	RPM	1282	1385	1369	1348
			MEDIUM	RPM	1221	1279	1331	1270
			LOW	RPM	1117	1078	1263	1072
	FAN MOTOR	TYPE			INDUCTION			
		INDEX OF PROTECTION (IP)			IP20			
		INSULATION GRADE			B			
		RATED INPUT POWER	HIGH	W	89	140	168	182
			MEDIUM	W	86	128	165	175
			LOW	W	78	127	163	163
		RATED RUNNING CURRENT	HIGH	A	0.40	0.65	0.77	0.86
			MEDIUM	A	0.39	0.59	0.76	0.83
			LOW	A	0.35	0.59	0.75	0.77
		STARTING CURRENT		A	0.73	1.66	1.22	1.86
		MOTOR OUTPUT		W	38	72	80	90
		POLES			4			
	COIL	TUBE	MATERIAL		COPPER			
			DIAMETER	mm	9.52			
		FIN	MATERIAL		ALUMINIUM			
			FACE AREA	m²	0.11	0.14	0.18	0.20
			ROW		3			
		WATER VOLUME		litre	0.94	1.15	1.43	1.63
	AIR QUALITY	FILTER	TYPE		SARANET			
			QUANTITY	pc	N/A			
	CASING			COLOUR	N/A			

MODE	COOLING	HEATING
ENTERING AIR TEMPERATURE	27°C DB / 19°C WB	20°C DB
ENTERING WATER TEMPERATURE	7°C	50°C (2 Pipes System) 70°C (4 Pipes System)
LEAVING WATER TEMPERATURE	12°C	45°C (2 Pipes System) 60°C (4 Pipes System)

ALL SPECIFICATIONS ARE SUBJECTED TO CHANGE BY THE MANUFACTURER WITHOUT PRIOR NOTICE.
NOTE: ALSO AVAILABLE FOR LEFT/RIGHT PIPING AND WIRED/WIRELESS REMOTE CONTROL OPTION

Specification for Ceiling Concealed Type ~ **50HZ**

MODEL					FWC09C	FWC11C	FWC12C	FWC14C	FWC16C
NOMINAL COOLING CAPACITY				Btu/h	24800	38000	37000	44700	51800
				W	7270	11140	10840	13100	15180
NOMINAL SENSIBLE COOLING CAPACITY				Btu/h	19700	29800	29300	35100	40900
				W	5770	8730	8590	10290	11990
NOMINAL HEATING CAPACITY (ENTERING WATER TEMP. = 50°C)				Btu/h	32800	49200	48000	54900	65300
				W	9610	14420	14070	16090	19140
NOMINAL TOTAL INPUT POWER				W	345	504	442	427	531
NOMINAL RUNNING CURRENT				A	1.50	2.28	1.93	1.86	2.32
POWER SOURCE				V/Ph/Hz	220-240 / 1 / 50				
REFRIGERANT TYPE					N/A				
INDOOR UNIT	CONTROL	AIR DISCHARGE			DUCTED				
		OPERATION			WIRED MICRO-COMPUTER REMOTE CONTROL				
	AIR FLOW	HIGH		CFM	830	1250	1240	1340	1550
		MEDIUM		CFM	760	1130	1100	1220	1400
		LOW		CFM	710	1040	1020	1190	1300
	EXTERNAL STATIC PRESSURE			Pa	167 / 128 / 88	118 / 108 / 88	128 / 88 / 39	157 / 137 / 108	157 / 137 / 98
	NOMINAL WATER FLOW RATE			USGPM	5.55	8.59	8.28	10.04	11.62
				litres/min	21.01	32.51	31.34	38.00	43.98
	HEAD LOSS (COOLING)			kPa	14.0	39.0	23.0	38.0	51.0
	HEAD LOSS (HEATING) : 50°C			kPa	11.0	37.0	19.0	33.0	48.0
	MAX. WORKING PRESSURE			kPa	1608				
	SURFACE AIR VELOCITY			m/s	1.40	1.74	1.83	1.54	1.52
	SOUND PRESSURE LEVEL (H/M/L)			dBA	46 / 42 / 38	51 / 48 / 45	49 / 45 / 41	52 / 50 / 47	53 / 50 / 47
	UNIT DIMENSION		H X W X D	mm	384 x 917 x 462	316 x 1225 x 559	384 x 1003 x 462	384 x 1287 x 462	384 x 1487 x 462
	PACKING DIMENSION		H X W X D	mm	415 x 1126 x 631	355 x 1461 x 727	415 x 1245 x 631	415 x 1497 x 631	415 x 1701 x 631
	UNIT WEIGHT			kg	42	47	44	50	56
	CONDENSATE DRAIN SIZE			mm	19.05				
	PIPE CONNECTION			mm	19.05				
	FAN	TYPE			BLOWER				
		DRIVE			DIRECT				
		FAN SPEED	HIGH	RPM	1230	1381	1260	1284	1303
			MEDIUM	RPM	1093	1268	1097	1203	1215
			LOW	RPM	937	1169	913	1108	1067
	FAN MOTOR	TYPE			INDUCTION				
		INDEX OF PROTECTION (IP)			IP20	IP21	IP22	IP20	IP20
		INSULATION GRADE			B				
		RATED INPUT POWER	HIGH	W	345	504	442	427	531
			MEDIUM	W	304	380	384	388	466
			LOW	W	270	338	342	373	413
		RATED RUNNING CURRENT	HIGH	A	1.50	2.28	1.93	1.86	2.32
			MEDIUM	A	1.34	1.72	1.69	1.69	2.02
			LOW	A	1.21	1.53	1.54	1.63	1.81
		STARTING CURRENT		A	2.43	2.77	3.18	3.50	4.90
		MOTOR OUTPUT		W	310	470	355	373	500
		POLES			4				
	COIL	TUBE	MATERIAL		COPPER				
			DIAMETER	mm	9.52				
		FIN	MATERIAL		ALUMINIUM				
			FACE AREA	m²	0.28	0.34	0.32	0.41	0.48
			ROW		3	3	3	3	3
		WATER VOLUME		litre	2.21	2.66	2.60	3.33	3.80
	AIR QUALITY	FILTER	TYPE		SARANET				
			QUANTITY	pc	N/A				
	CASING			COLOUR	N/A				

MODE	COOLING	HEATING
ENTERING AIR TEMPERATURE	27°C DB / 19°C WB	20°C DB
ENTERING WATER TEMPERATURE	7°C	50°C (2 Pipes System) 70°C (4 Pipes System)
LEAVING WATER TEMPERATURE	12°C	45°C (2 Pipes System) 60°C (4 Pipes System)

ALL SPECIFICATIONS ARE SUBJECTED TO CHANGE BY THE MANUFACTURER WITHOUT PRIOR NOTICE.
NOTE: ALSO AVAILABLE FOR LEFT/RIGHT PIPING AND WIRED/WIRELESS REMOTE CONTROL OPTION